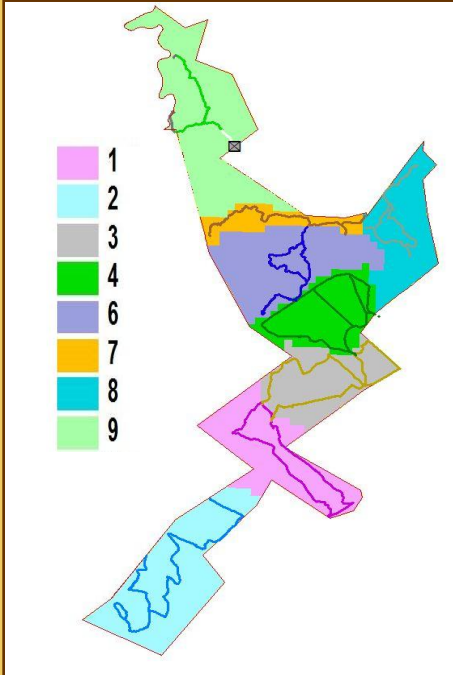


GONDWANA CAÑON PARK

GAME COUNT 2011



COUNT ZONATION & ROUTES



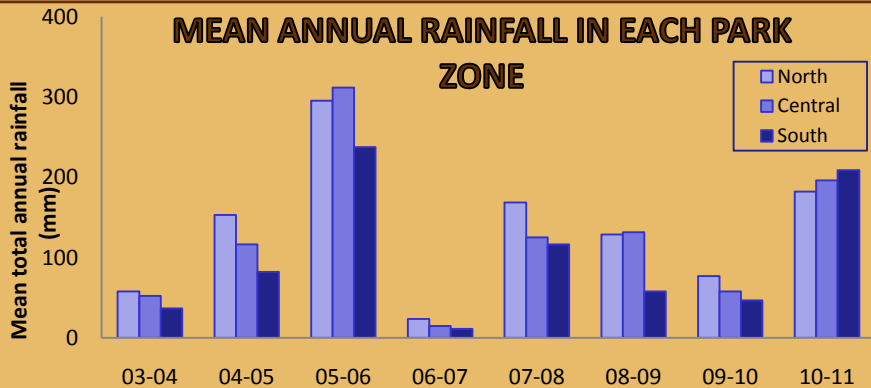
ROUTE & SPECIES PARAMETERS

Route Parameters	ROUTES							
	1	2	3	4	6	7	8	9
Route Length (km)	49.2	66.6	56.3	68.0	34.4	36.2	31.5	22.0
Area of Zone (km ²)	155	225	134	126	260	260	55	128
Duration of Count (hrs)	6:25	5:45	7:10	5:35	4:50	4:05	3:45	2:30

SPECIES/ROUTE	EFFECTIVE STRIP WIDTHS (m) (Area effectively surveyed either side of road)								
	1	2	3	4	5	6	7	8	9
Gemsbok	537	462	319	451	462	462	462	462	462
Springbok	333	276	281	347	203	318	303	303	303
Kudu	250	177	340	305	283	500	237	273	273
Mountain Zebra	524	600	524	524	499	571	800	524	524
Ostrich	524	440	324	620	480	593	450	459	459
Red Hartebeest	517	517	427	604	517	517	517	517	517
Steenbok	60	80	67	86	50	80	50	52	52
Klipspringer	249	177	283	249	250	321	249	450	249
Black-backed Jackal	101	101	101	101	101	101	101	101	101

OBJECTIVES OF COUNTING

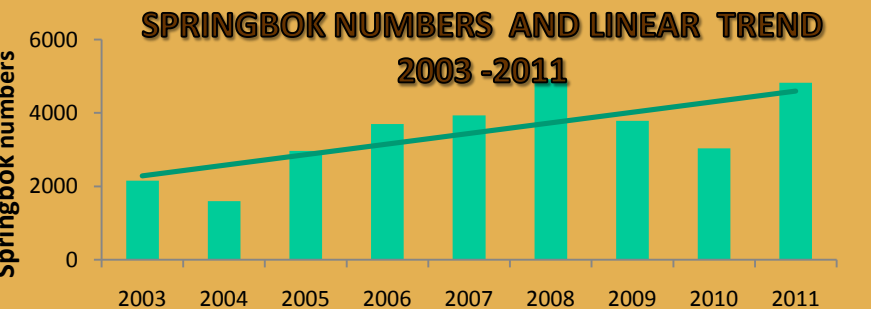
Objective	Reasons why information is needed
1. Estimate the Numbers of game How many?	For: <ul style="list-style-type: none"> estimating biomass to manage veld condition and inter-specific competition; setting reasonable off-take quotas; providing information to visitors.
2. Produce wildlife Distribution maps Where are they?	For: <ul style="list-style-type: none"> land-use planning and zonation; monitoring veld condition in areas of high game concentrations; tracking distribution changes in response to rainfall or human factors such as water provision.
3. Monitor Population Changes Is wildlife increasing or decreasing?	For: <ul style="list-style-type: none"> monitoring annual changes; to assist management in achieving its objectives for wildlife management, biodiversity conservation and protection of rare and vulnerable species.



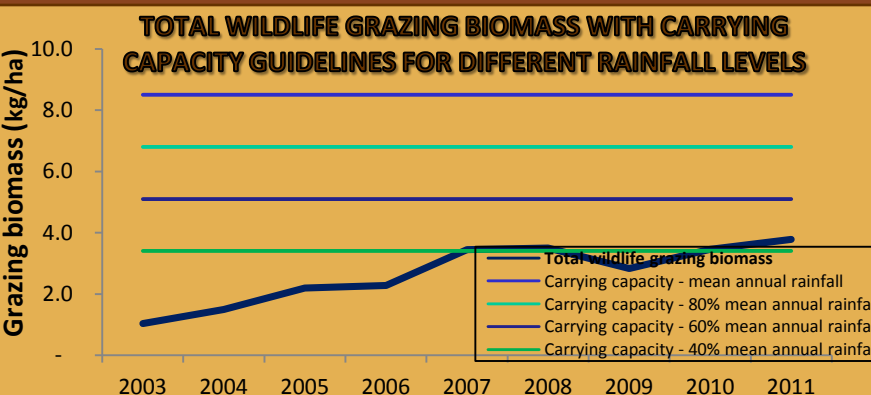
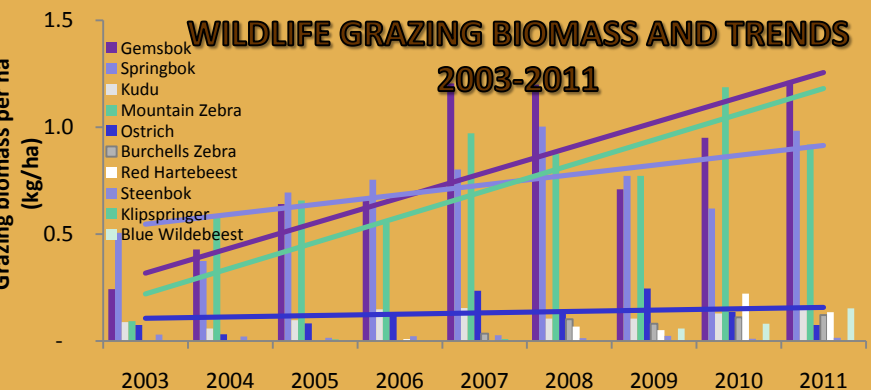
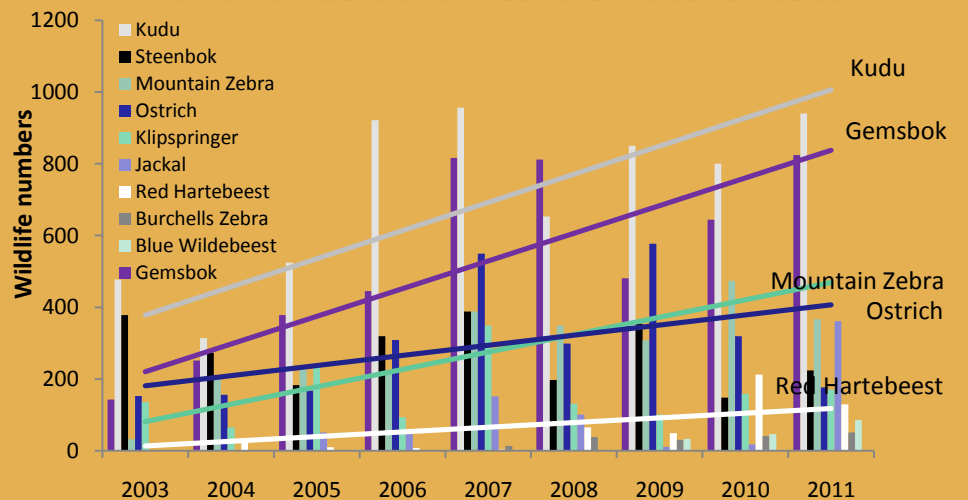
WILDLIFE POPULATION ESTIMATES 2003-2011

	2003	2004	2005	2006	2007	2008	2009	2010	2011	
Gemsbok	143	252	378	445	816	812	481	644	824	
Springbok	2 155	1 598	2 961	3 931	3 931	4 918	3 783	3 038	4 823	
Kudu	477	314	525	922	956	653	850	800	940	
Steenbok	378	273	183	319	388	197	354	148	224	
Mountain Zebra	32	200	228	221	388	349	308	474	367	
Ostrich	153	156	168	309	550	299	577	319	177	
Red Hartebeest	0	26	10	8	4	65	49	212	129	
Klipspringer	136	65	237	94	349	131	101	159	170	
Jackal	0	0	51	46	152	101	11	18	361	
Burchell's Zebra	Known numbers			8	13	38	30	41	51	
Blue Wildebeest	Known numbers						34	46	86	
Total	3474	2 884	4 741	6061	7 547	7 563	6577	5899	8115	

Notes: Numbers of some species were up in 2011 due to the effect of good rains. This also caused a decrease in Mountain Zebra numbers as they moved westwards out of the park.



Wildlife numbers and linear trends 2003 - 2011



Thank You to everyone!



For more information contact:
 Sue & Trygve Cooper
 Park Wardens
 E-mail: park@gondwana-canyon-park.com