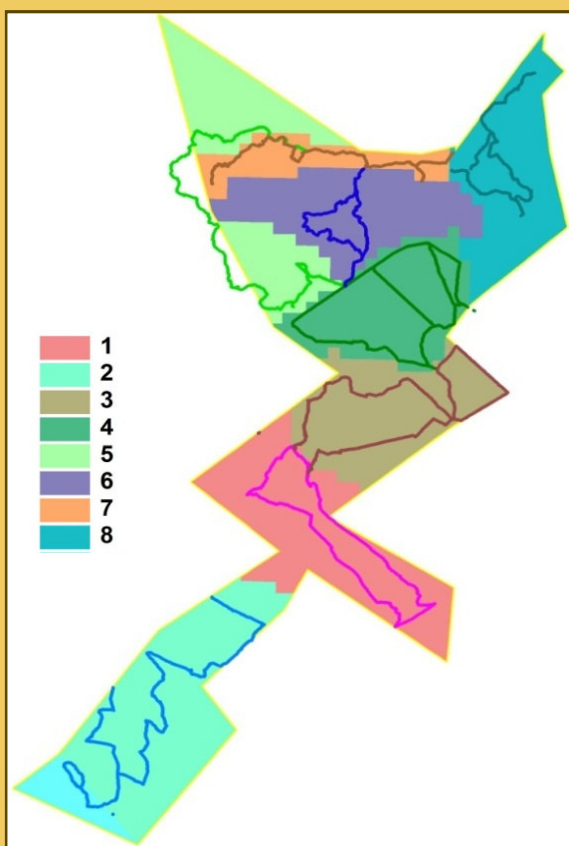


GONDWANA CAÑON PARK

GAME COUNT 2009



COUNT ZONATION & ROUTES



ROUTE & SPECIES PARAMETERS

Route Parameters	ROUTES							
	1	2	3	4	5	6	7	8
Route Length (km)	47.1	57.0	62.8	60	16.2	29.8	32.4	34.8
Area of Zone (km ²)	174	225	134	126	126	134	55	128
Duration of Count (hrs)	4:48	4:30	7:00	7:00	4:30	4:50	4:15	4:05

SPECIES	EFFECTIVE STRIP WIDTHS (m) (Area effectively surveyed either side of road)							
	1	2	3	4	5	6	7	8
Gemsbok	427	454	433	457	454	454	454	454
Springbok	341	288	286	354	288	304	288	288
Kudu	374	277	391	293	277	500	277	277
Mountain Zebra	529	600	529	529	600	586	595	595
Ostrich	609	470	609	609	470	470	470	470
Red Hartebeest	628	628	628	1000	628	628	628	628
Steenbok	60	73	80	91	51	51	51	51
Klipspringer	269	250	269	269	250	303	268	268
Black-backed Jackal	99	99	99	99	99	99	99	99

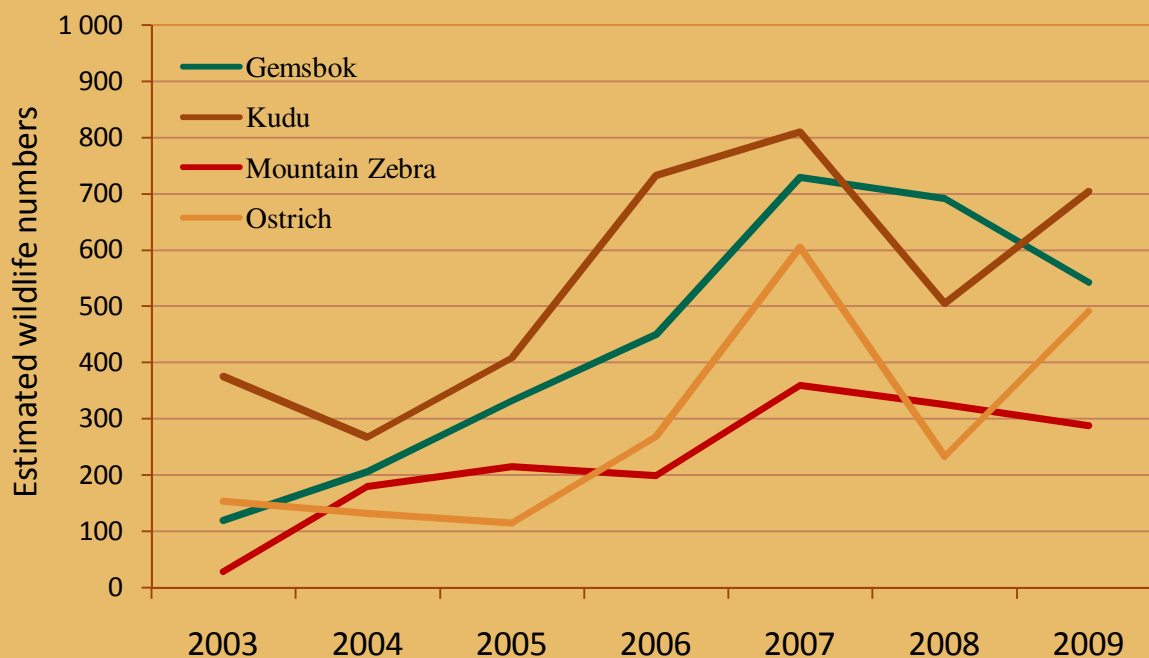
OBJECTIVES OF COUNTING

Objective	Reasons why information is needed
1. Estimate the Numbers of game How many?	For: <ul style="list-style-type: none"> estimating biomass to manage veld condition and inter-specific competition; setting reasonable off-take quotas; providing information to visitors.
2. Produce wildlife Distribution maps Where are they?	For: <ul style="list-style-type: none"> land-use planning and zonation; monitoring veld condition in areas of high game concentrations; tracking distribution changes in response to rainfall or human factors such as water provision.
3. Monitor Population Changes Is wildlife increasing or decreasing?	For: <ul style="list-style-type: none"> monitoring annual changes; to assist management in achieving its objectives for wildlife management, biodiversity conservation and protection of rare and vulnerable species.

WILDLIFE POPULATION ESTIMATES 2003-2009

	2003	2004	2005	2006	2007	2008	2009
Gemsbok	120	206	332	449	729	691	543
Springbok	2 132	1 571	2 905	3 658	3 906	4 859	4 969
Kudu	375	267	408	733	810	505	704
Steenbok	389	272	177	319	388	216	355
Mountain Zebra	29	180	216	200	360	326	288
Ostrich	154	132	115	268	605	233	491
Red Hartebeest	0	15	6	6	2	42	34
Klipspringer	139	64	241	118	387	131	114
Jackal	0	0	53	47	156	104	11
Burchell's Zebra (estimated numbers)					26	29	36
Total	3 338	2 707	4 453	5 798	7 369	7 136	7 545

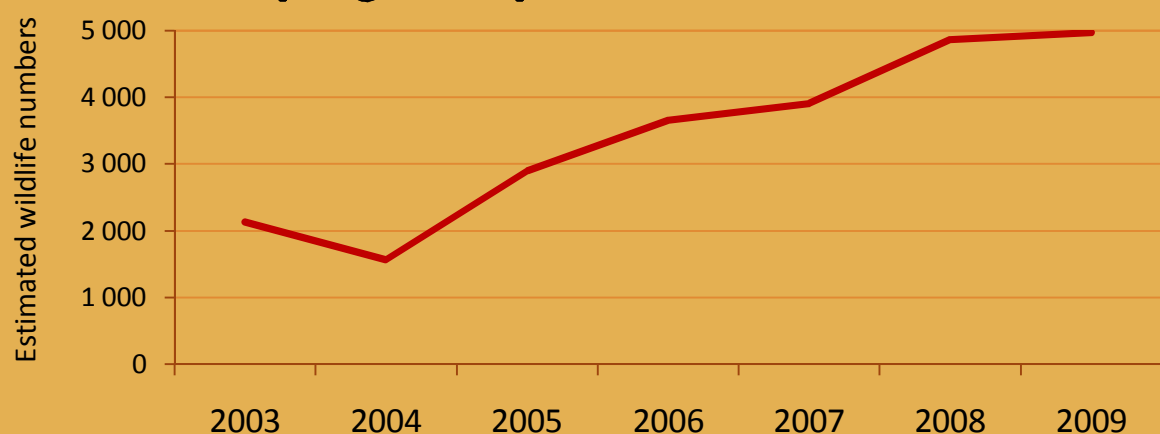
Trends in Wildlife Population Estimates 2003-2009



TOTAL ESTIMATED WILDLIFE BIOMASS

Year:	TOTAL ESTIMATED WILDLIFE BIOMASS							TARGETS	
	2003	2004	2005	2006	2007	2008	2009	70% rainfall	100% rainfall
Biomass (kg):	1.89	2.31	3.13	4.38	5.65	5.05	5.28	5.4	6.4

Springbok Population Trend 2003-2009



Thank You to Everyone!



For more information contact:
Rachel & Danie Brand
 Park Wardens
 E-mail: park@gondwana-canyon-park.com